

Principal component analysis of variation in milk odd- and branched-chain fatty acids in dairy ewesP.G. Toral¹, G. Hervás¹, M. Plante-Dubé², E. Barrio¹, R. Gervais² and P. Frutos¹¹*Instituto de Ganadería de Montaña (CSIC-Universidad de León), Finca Marzanas, 24346, Grulleros, León, Spain,*
²*Département des Sciences Animales, Université Laval, 2425 rue de l'Agriculture, Québec G1V 0A6, Canada;*
pablo.toral@csic.es

Milk odd- and branched-chain fatty acids (OBCFA) are largely derived from bacteria leaving the rumen, which has encouraged research on their use as non-invasive markers of rumen function. In dairy cows, studies have examined relationships between milk OBCFA and dietary components, such as starch, fibre, protein or lipids. However, we are not aware of targeted research on this topic in sheep. Therefore, with the aim of gaining insight into factors controlling milk OBCFA concentrations in dairy ewes, a principal component analysis (PCA) was conducted to examine relationships between diet composition and milk OBCFA profile. A database was compiled using lot observations from 14 trials carried by our team that examined the effects of lipid supplementation on milk fatty acid (FA) profile in dairy ewes (42 dietary conditions). Diets consisted of total mixed rations based on alfalfa hay (in proportions that ranged from 19 to 71%) and concentrates, and contained no additional lipid or lipid supplements from plant or marine origin. The PCA discriminated 2 principal components (PC) that described 46.0 (PC1) and 21.4% (PC2) of the variation in data, and a PC3 that accounted for 9.6% of total variability. The score plot showed that PC1 tended to separate two major groups of lots based on the addition or not of lipids to the ration. The loading plot showed that concentrations of milk 14:0 *iso*, 15:0, 15:0 *anteiso*, 17:0 and *cis*-9 17:1 loaded opposite to dietary unsaturated C18 FA and total FA, and both groups of variables were clearly correlated with PC1, which supports a major role of dietary lipids controlling milk OBCFA. However, milk 13:0 *anteiso* was only correlated, positively, with PC2, which seemed to be influenced by other dietary components, although relationships were less clear. Dietary starch loaded opposite to milk 13:0 *iso* and 15:0 *iso*, and to forage:concentrate ratio and ADF, while crude protein positioned close to the origin of the plot, dismissing its relevance in determining milk OBCFA profile. In conclusion, this PCA would support relevant relationships between diet composition and milk OBCFA in dairy ewes, the strongest influence being that of dietary lipids. Acknowledgements: project AGL2017-87812-R, AEI/FEDER, UE; Ramón y Cajal program, RYC-2015-17230, MINECO/ESF, UE.


Session 11

Poster 13

Relationships between dietary starch and milk odd- and branched-chain fatty acids in ewes fed oilsP.G. Toral¹, P. Frutos¹, M. Plante-Dubé², A.G. Mendoza¹, R. Gervais² and G. Hervás¹¹*Instituto de Ganadería de Montaña (CSIC-Universidad de León), Finca Marzanas, 24346, Grulleros, León, Spain,*
²*Département des Sciences Animales, Université Laval, 2425 rue de l'Agriculture, Québec G1V 0A6, Canada;*
pablo.toral@csic.es

Ruminal bacteria synthesise odd- and branched-chain fatty acids (OBCFA) that can be transferred to milk. Since different bacterial populations have specific enzymes that determine the products of OBCFA synthesis, variations in the concentration of these lipids in milk may reflect changes in the rumen bacterial community. In cows, increasing dietary starch level is known to foster the growth of amylolytic bacteria and limit that of cellulolytic species, reducing milk *iso* FA concentrations. In a preliminary principal component analysis, we observed a stronger relationship of milk OBCFA with dietary lipids than with starch level in dairy ewes. Therefore, this study examined the relationships between dietary starch and milk OBCFA concentrations in sheep fed lipid supplements with the objective of determining if the presence of additional fat may affect the response of milk OBCFA to starch level. To that aim, a database with lot observations from 14 nutritional trials was used. A total of 47 lots of ewes received lipid supplements, whereas their respective controls (27 lots) were fed the same basal diets with no supplementation. Starch levels were similar in both treatments and ranged from 108 to 257 g/kg diet DM. Relationships between milk OBCFA and starch level were examined using the MIXED procedure of SAS. Prediction models included the fixed effects of the experimental treatment (control vs supplemented), the linear and quadratic effects of starch level, and the interactions between them. In general, prediction models showed different intercepts in the two treatments, whereas relationships between OBCFA and starch remained constant irrespective of the level of the latter. Significant, although moderate, interactions were only observed for the negative linear relationships with 17:0 and 14:0 *iso*, and for the quadratic positive relationship with 13:0 *anteiso*. Overall, in dairy ewes, the relationship between dietary starch level and milk OBCFA does not appear to be greatly affected by the presence of supplemental lipids, suggesting potentially independent effects of the two dietary components on the rumen bacterial community. Acknowledgements: project AGL2017-87812-R, AEI/FEDER, UE; Ramón y Cajal program, RYC-2015-17230, MINECO/ESF, UE.

Book of Abstracts of the 71st Annual Meeting of the European Federation of Animal Science



**Book of abstracts No. 26 (2020)
Virtual Meeting
1-4 December 2020**



Principal component analysis of variation in milk odd- and branched-chain fatty acids in dairy ewes

P.G. Toral^{1*}, G. Hervás¹, M. Plante-Dubé², E. Barrio¹, R. Gervais², P. Frutos¹

¹Instituto de Ganadería de Montaña (IGM), CSIC-Universidad de León, León (Spain)

²Département des Sciences Animales, Université Laval, Québec (Canada)

*E-mail: pablo.toral@csic.es

1. INTRODUCTION

Milk odd- and branched-chain fatty acids (OBCFA) are largely derived from bacteria leaving the rumen, which has encouraged research on their use as **non-invasive markers of rumen function**.

In dairy cows, studies have examined relationships between milk OBCFA and **dietary components**, such as starch, fibre, protein or lipids. However, we are not aware of targeted research on this topic in sheep.

AIM: To gain insight into factors controlling milk OBCFA concentrations **in dairy ewes**. To that aim, a principal component analysis (PCA) was conducted to examine relationships between diet composition and milk OBCFA profile.

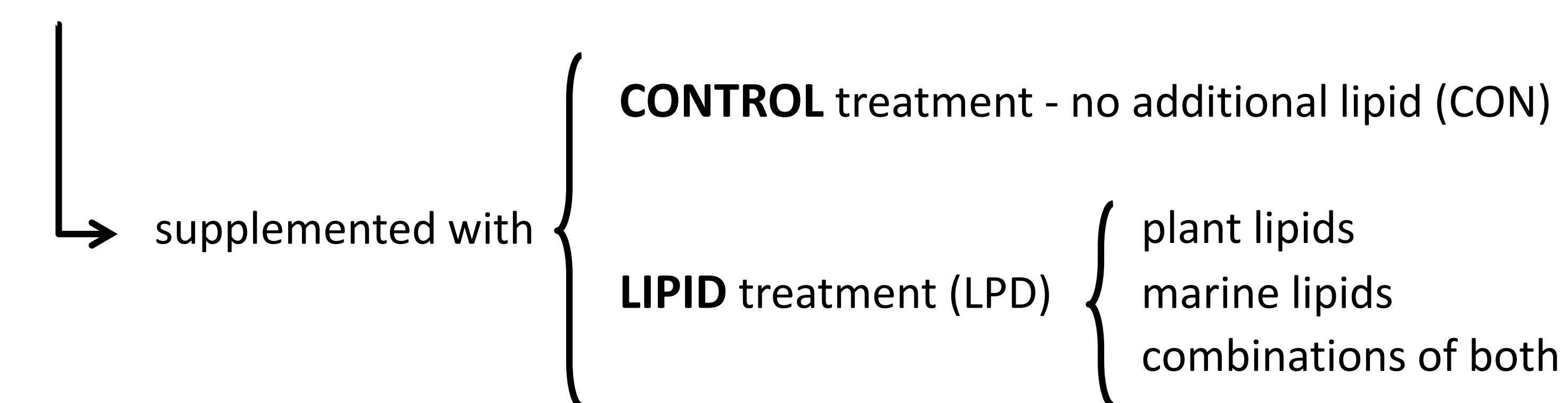
2. MATERIAL AND METHODS

Database:

14 nutritional trials (**74 lot observations**) - Experimental flock of the IGM

Experimental diets (**42 dietary conditions**):

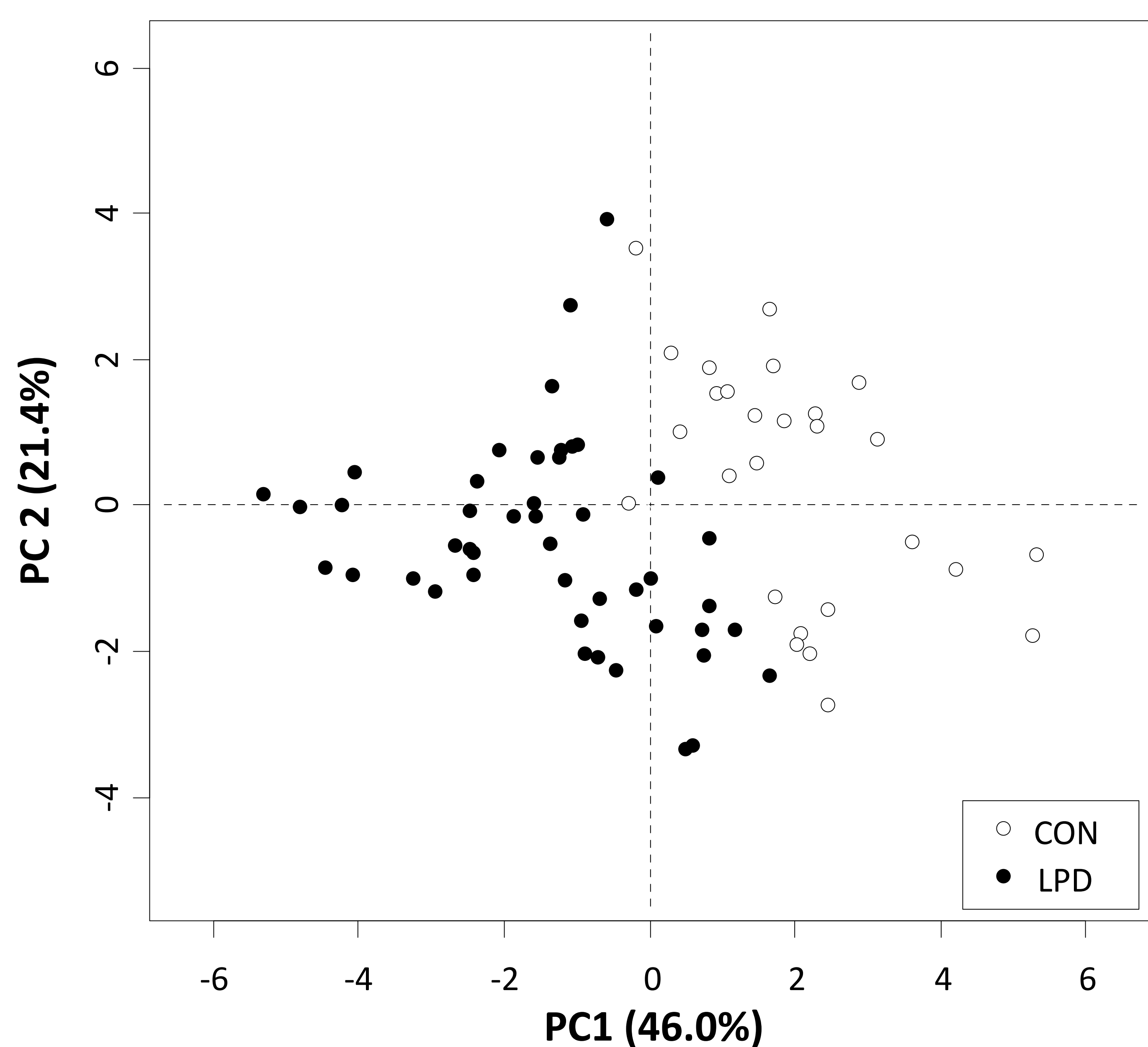
TMR - Based on alfalfa hay (from 19 to 71% of the TMR) and concentrates



PCA - 'R project' software (version 3.2.3)

3. RESULTS

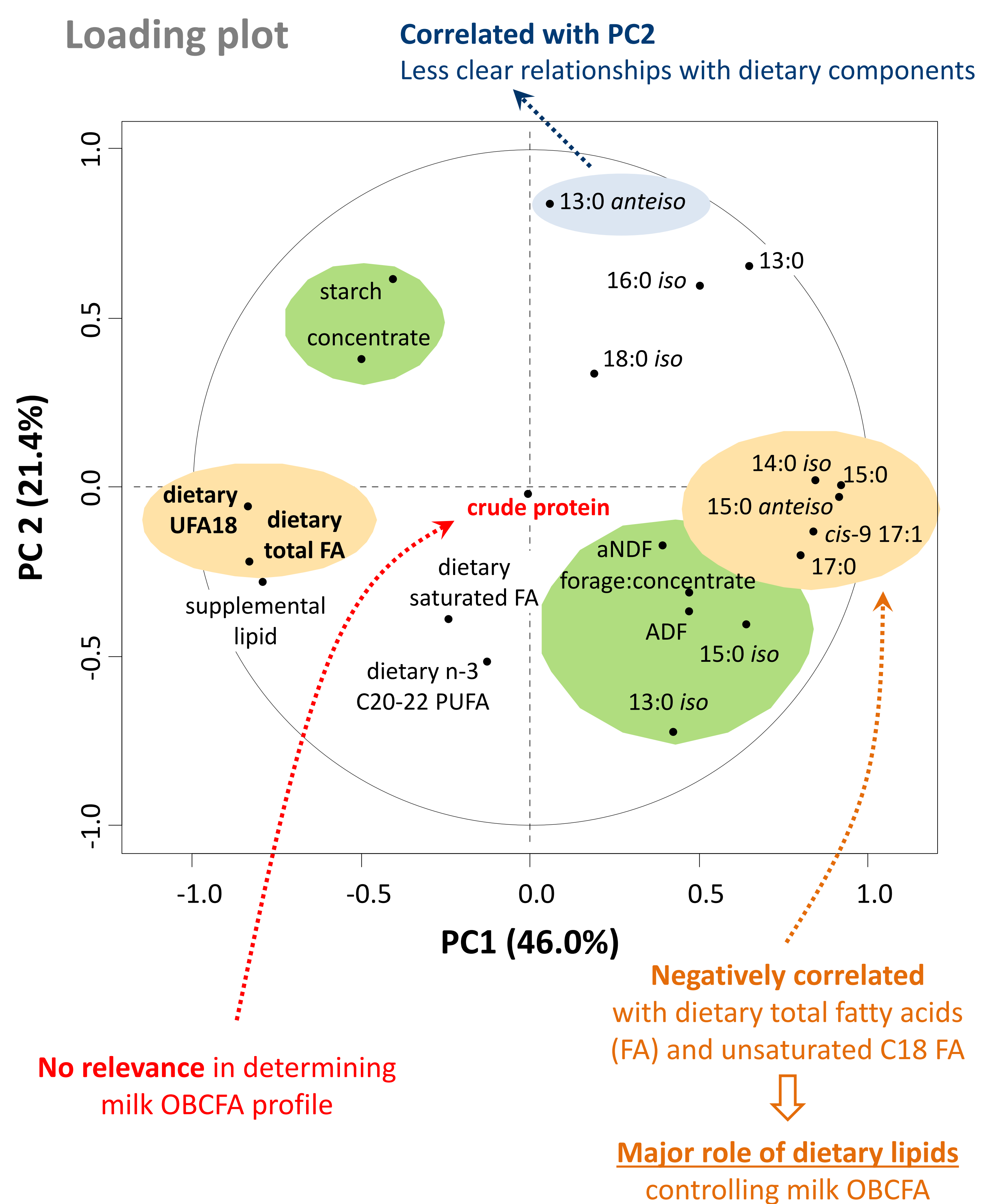
Score plot



with lipids ← ← ← ← ← → → → → → without lipids

PC1 tended to separate two major groups of lots based on lipid supplementation of the diet

Loading plot



4. CONCLUSIONS

Principal component analysis would support relevant **relationships between diet composition and milk OBCFA** in dairy ewes, the **strongest influence** being that of **dietary lipids**