

SCIENTIFIC REPORTS

OPEN

Disease-mediated bottom-up regulation: An emergent virus affects a keystone prey, and alters the dynamics of trophic webs

Received: 07 June 2016
Accepted: 10 October 2016
Published: 31 October 2016

Pedro Monterroso¹, Germán Garrote², Ana Serronha¹, Emídio Santos³, Miguel Delibes-Mateos^{1,4}, Joana Abrantes¹, Ramón Perez de Ayala⁵, Fernando Silvestre⁶, João Carvalho⁷, Inês Vasco³, Ana M. Lopes^{1,8}, Elisa Maio¹, Maria J. Magalhães¹, L. Scott Mills⁹, Pedro J. Esteves^{1,8}, Miguel Ángel Simón¹⁰ & Paulo C. Alves^{1,8,9}

Emergent diseases may alter the structure and functioning of ecosystems by creating new biotic interactions and modifying existing ones, producing cascading processes along trophic webs. Recently, a new variant of the rabbit haemorrhagic disease virus (RHDV2 or RHDVb) arguably caused widespread declines in a keystone prey in Mediterranean ecosystems - the European rabbit (*Oryctolagus cuniculus*). We quantitatively assess the impact of RHDV2 on natural rabbit populations and in two endangered apex predator populations: the Iberian lynx (*Lynx pardinus*) and the Spanish Imperial eagle (*Aquila adalberti*). We found 60–70% declines in rabbit populations, followed by decreases of 65.7% in Iberian lynx and 45.5% in Spanish Imperial eagle fecundities. A revision of the web of trophic interactions among rabbits and their dependent predators suggests that RHDV2 acts as a keystone species, and may steer Mediterranean ecosystems to management-dependent alternative states, dominated by simplified mesopredator communities. This model system stresses the importance of diseases as functional players in the dynamics of trophic webs.

Substantial changes in ecosystems can be caused by species whose impact on its community far exceeds its biomass, often described as keystone species¹. Similarly, emergent diseases may dramatically affect ecosystems, by creating new biotic interactions and modifying existing ones². Despite the scarce evidence supporting host-species' extinctions driven by infectious diseases³, the decline of a keystone host produces catastrophic cascading effects on whole ecosystems through altered predator-prey dynamics, mutualistic and other community interactions^{3–5}. Infectious diseases may influence the dynamics of species interactions along trophic webs, potentially causing regime shifts in the ecosystem, especially if the etiological agent is new to the host species^{2,4,6}. Likewise, if new diseases become enzootic they may cause declining phases in host populations, altering predator-prey dynamics, and thus causing major disturbances in trophic webs.

Mediterranean ecosystems within the Iberian Peninsula (IP) are important hotspots of biodiversity⁷, harboring several endemic species, including highly threatened apex predators like the Iberian lynx (*Lynx pardinus*) and the Spanish Imperial eagle (*Aquila adalberti*). Both endemic predators are dependent on the European rabbit (*Oryctolagus cuniculus*)⁸ a multifunctional keystone species in Iberian Mediterranean ecosystems⁹. Rabbit

¹CIBIO/InBio, Centro de Investigação em Biodiversidade e Recursos Genéticos, Universidade do Porto, Campus Agrário de Vairão, 4485-661, Vairão, Portugal. ²Agencia de Medio Ambiente y Agua de Andalucía, C/Johan G. Gutenberg, 1, 41092, Seville, Spain. ³Instituto da Conservação da Natureza e das Florestas, Av. da República, 161050-191, Lisbon, Portugal. ⁴IESA-CSIC, Instituto de Estudios Sociales Avanzados, Plz Campo Santo de los Mártires, 7, 14004 Córdoba, Spain. ⁵WWF/España, Gran Vía de San Francisco 8-D, 28005, Madrid, Spain. ⁶Fundación CBD-Habitat, C/ Gustavo Fernández Balbuena 2, Entreplanta, Oficina A, 28002, Madrid, Spain. ⁷ANPC, Associação Nacional Proprietários Rurais, Gestão Cinegética e Biodiversidade, R. Mestre Lima de Freitas, 1-5º, 1549-012, Lisbon, Portugal. ⁸Departamento de Biologia, Faculdade de Ciências, Universidade do Porto, R. Campo Alegre s/n, 4169-007, Porto, Portugal. ⁹Wildlife Biology Program, University of Montana, 32 Campus Drive, Missoula, MT 59812, USA. ¹⁰Consejería de Medio Ambiente de la Junta de Andalucía, C/ Doctor Eduardo García-Triviño López 15, 23071 Jaén, Spain. Correspondence and requests for materials should be addressed to P.M. (email: pmonterroso@cibio.up.pt)

Origin	Year	Negative	Positive	Total	Proportion positive
Found dead	2012	0	0	0	—
	2013	2	16	18	88.9%
	2014	7	34	41	82.9%
	2015	5	21	26	80.1%
	Total	14	71	85	83.5%
Hunted / Roadkill	2012	10	0	10	—
	2013	20	2	22	9.1%
	2014	57	10	67	14.9%
	2015	36	3	39	7.7%
	Total	123	15	138	10.9%

Table 1. European rabbit samples collected during the period of 2012–2015, and respective results from RHDV screening.

populations in Iberia have sharply declined since the 1950s, mainly as a consequence of viral diseases and habitat loss¹⁰, with consequential dramatic range contraction of rabbit-dependent predators¹¹. One of the main limiting factors of Iberian rabbit populations is the rabbit hemorrhagic disease (RHD), which is caused by a calicivirus (RHDV), and showed initial mortalities of 55–75% at the end of the 1980s¹². RHD became enzootic and mortality rates decreased, although continuing to play an important role in the dynamic of European rabbit populations¹³. Until 2011, all RHDV strains circulating in natural European rabbit populations belonged to the same genogroup (G1). However, a new variant of RHDV (RHDV2 or RHDVb) reached Spain in 2011¹⁴, and Portugal in 2012¹⁵. Currently, it has been the only etiological agent detected in Iberian rabbits, suggesting that it might have completely replaced G1 strains^{16,17}. Although the rapid spread of this new variant has been associated with further rabbit population declines^{18,19}, its impact on Mediterranean trophic webs has not been assessed.

By affecting a keystone species, the emergence of RHDV2 may have severely affected key ecosystem processes; for example, affecting trophic relations of rabbit-dependent predators¹⁸. This situation assumes particular relevance in the current context of Iberian lynx recovery and conservation. The Iberian lynx is the most threatened cat species in the world, and has become extinct in several areas of its historical range⁸, in some of which it is currently being reintroduced²⁰. The Spanish Imperial eagle Portuguese breeding population went extinct in the 1980s²¹. Following its range recovery since the 1970s, it recolonized Portugal in 2003 and slowly established two main population nuclei^{22,23}. In this study our goal is to quantitatively assess the impact of RHDV2 on rabbit populations using data from two areas representative of the carnivore and raptor guilds in the Mediterranean ecosystems of Iberia: Sierra de Andújar and Guadiana Valley regions, respectively; and to evaluate the functional impact of rabbit decline on endangered endemic apex predators. Based on our own data and on a literature review on the interspecific interactions in Mediterranean trophic webs, we discuss how RHDV2 has the potential to change the Mediterranean ecosystem by limiting the population size of its main prey species.

Results

From January 2012 to October 2015, we analysed 85 samples (38.1%; $n = 223$) from rabbits carcasses found in the field, and 138 (61.9%; $n = 223$) from apparently healthy animals (from hunting activity and roadkills). All RHDV-positive samples were identified as RHDV2. We obtained an overall virus prevalence of 83.5% in animals found dead in the field and 10.9% in animals derived from hunting or roadkill (Table 1).

We obtained information about when carcasses were found in 61 (85.9%) of positive cases. Most of these of RHDV2-positive animals ($n = 58$; 85.9%) were found during the European rabbit's breeding season (November to March). Furthermore, 54.9% ($n = 28$) of all animals found dead in the field for which we could accurately determine the age were <6 months old.

The European rabbit population at Sierra de Andújar (SA) slightly increased from 2003 to 2010, the pre-RHDV2 period, with $\hat{\lambda}_{2003-2010} = 1.09[0.99 - 1.13]$ (Fig. 1). Following the arrival of RHDV2 in the area the population decreased 69.4% in five years, from $\overline{KAI}_{2010} = 20.14 \pm 2.58$ latrines/km to $\overline{KAI}_{2015} = 6.16 \pm 0.79$ latrines/km, at a mean annual growth rate of $\hat{\lambda}_{2010-2015} = 0.79[0.71 - 0.84]$.

The relative abundance of the European rabbit population in Guadiana Valley (GV) increased more than fourfold from 2004 to 2010, prior to the arrival of RHDV2; $= 16.25 \pm 1.75$ latrines/km and $\overline{KAI}_{2010} = 72.92 \pm 4.18$ latrines/km, with an average annual growth rate of $\hat{\lambda}_{2004-2010} = 1.28[0.78 - 2.09]$. Following the arrival of RHDV2, rabbits' population trajectory revealed a consistent decline from 2010 to 2015, with $\hat{\lambda}_{2010-2015} = 0.82[0.82 - 0.82]$. The relative abundance value decreased 44.2% from 2010 to 2013, and continued to drop continuously in the following years, with the abundance in 2015 ($\overline{KAI}_{2015} = 27.16 \pm 1.69$ latrines/km) being 37.7% of what it was in 2010.

Our exponential growth models developed for RHDV2 period suggest that, under the current rate of decline, the relative abundance of European rabbits is expected to decrease in three years time to predicted values of $\overline{KAI}_{2018} = 3.03[1.02 - 6.13]$ latrines/km at SA, and $\overline{KAI}_{2018} = 15.12[13.36 - 16.90]$ at GV (Fig. 1), only 21% and 15% of the relative abundance estimates prior to the arrival of this new etiological agent, respectively.

From 2004 to 2011, the female breeding population of Iberian lynx in SA was gradually increasing at a rate of $\hat{\lambda}_{2003-2011} = 1.13[1.05 - 1.22]$, and presented a mean fecundity of 1.36 ± 0.12 kittens/year/territorial female (Fig. 1). However, the territorial female population started to decline with a one-year lag after the arrival of

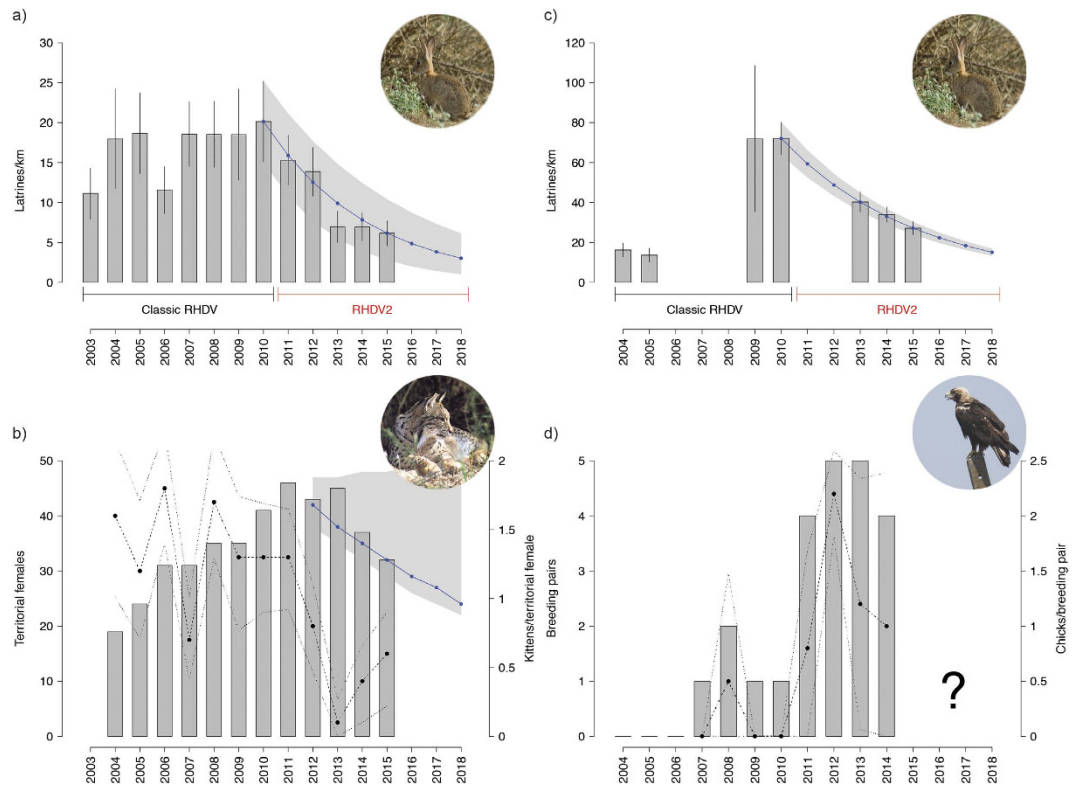


Figure 1. European rabbit (*Oryctolagus cuniculus*) abundance estimated by latrines counts (bar plot) at: (a) Sierra de Andújar, and (c) Guediana Valley. Predators' breeding populations estimates and fecundity: (b) Iberian lynx (*Lynx pardinus*) territorial females (bar plot), and correspondent mean fecundity, given by the number kittens produced per territorial female (dot plot) in Sierra de Andújar. (d) Spanish Imperial eagle (*Aquila adalberti*) breeding pairs (bar plot), and correspondent mean fecundity, given by the number chicks produced per breeding pair (dot plot) in Guediana Valley. Results are presented as means \pm 95% CI. Blue lines (and shaded area) indicate the projections (and 95% CI) of population growth for each species based on the models developed for the period after the arrival of RHDV2. Pictures courtesy of CIBIO/InBIO (European rabbit), Alfonso Moreno (Iberian lynx) and Carlos Pacheco (Spanish Imperial eagle).

RHDV2 (Fig. 1). There was a 30.4% reduction in the number of territorial females between 2011 and 2015, result-ant of a decreasing growth rate of $\hat{\lambda}_{2011-2015} = 0.91 [0.82 - 1.01]$. In spite of the high variability derived from the limited dataset, our projections suggest that, if conditions remain unchanged, the number of territorial females is expected to decrease to 24 [22–50] individuals, nearly half (58%) of the breeding population size in 2011. The Iberian lynx fecundity decreased 89.6% from 2011 to 2013, to 0.13 ± 0.07 kittens/year/territorial female following the arrival of RHDV2. Overall, the mean Iberian lynx fecundity significantly declined by 65.7% from the pre to post-RHDV2 arrival period (1.36 ± 0.12 vs 0.47 ± 0.14 ; $W = 31$, $p = 0.008$). This drastic reduction prompted emergency management actions to increase lynx reproduction (see methods section), namely restocking with European rabbits and activation of supplementary feeding stations. The management actions had a significant effect in recovering lynx fecundity in the years of 2014 and 2015, as females occupying intervened territories had significantly higher fecundity than those in unmanaged ones (0.80 ± 0.20 vs 0.21 ± 0.11 ; $W = 402$, $p = 0.005$). As a result, the mean lynx fecundity slightly recovered after 2013 to 0.56 ± 0.17 kittens/year/territorial female. Still, the mean reproductive output of a territorial female in 2015 was 56.1% lower than in 2011. The model that included the relative abundance of European rabbit as explanatory covariate was significantly better than the null model (Robust Wald Test: $w = 38.561$, $p < 0.001$), and indicated that the relative abundance of European rabbits explained 48.5% of the observed variance in yearly lynx fecundity ($\beta = 0.076 \pm 0.01$, $t = 6.21$, $p < 0.001$; Fig. 2).

A breeding population of the Spanish Imperial eagle started to establish naturally in 2007 in GV, and gradually increased during the following years at a rate of $\hat{\lambda}_{2006-2012} = 1.35 [0.92 - 1.98]$ (Fig. 1). Fecundity accompanied this trend, and increased up to a mean value of 2.2 ± 0.36 chicks/pair in a total of five breeding pairs in 2012, the year when RHDV2 arrived in the area. Thereafter the number of breeding pairs declined to four by 2014, resulting in a potentially declining state. Given the reduced dataset for the RHDV2 period, our modelling estimates lacked precision ($\hat{\lambda}_{2012-2014} = 0.89 [0.75 - 1.07]$), precluding reliable projections of population growth. Regardless, we found a positive, but non-significant, relation between the Spanish Imperial eagle breeding population size and rabbit abundance at time $t-1$ ($\rho = 0.79$, $S = 4.19$, $p = 0.11$). The rabbit decline had an immediate impact, decreasing the average eagle fecundity by 45.5% from 2012 to 2013, to 1.2 ± 0.31 chicks/pair; and by 16.7% from 2013 to 2014, to 1.0 ± 0.28 .

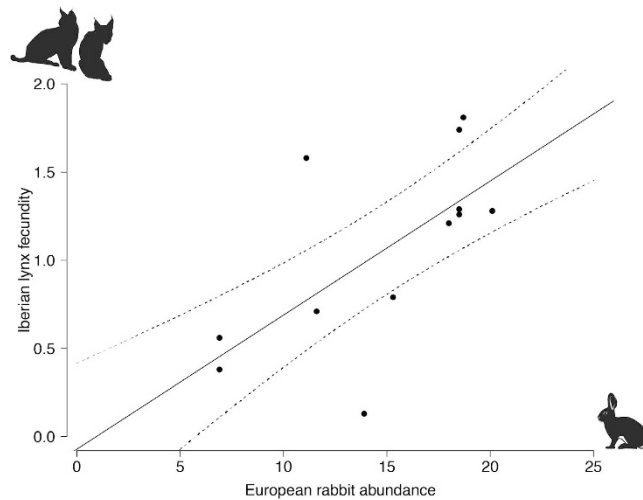


Figure 2. Relationship between Iberian lynx (*Lynx pardinus*) fecundity, given by the number of kittens born per territorial female per year, and European rabbit (*Oryctolagus cuniculus*) abundance, expressed as the number of latrines per kilometer, in Sierra de Andújar.

Discussion

All RHDV-positive rabbits were infected with RHDV2, which is in agreement with other studies in the Iberian Peninsula^{16,17}. The majority of the rabbits found dead in the field were RHDV2-positive while for hunted and roadkilled rabbits these were a minor fraction (10.9%). Because we did not know the age distribution in the affected rabbit populations, we could not assess the relative importance of RHDV2-related mortality in each age class. Nevertheless, over half of all RHDV2-positive carcasses found in the field were <6 months old rabbits confirming the susceptibility of young animals to the disease^{14,15}. In spite of presenting very different European rabbit relative abundances prior to the arrival of RHDV2, the rabbit populations at both areas exhibited highly coherent declining rates coincident with the emergence of RHDV2, suggesting that the RHDV2-induced declining trends in natural European rabbit populations might be irrespective of their initial abundance. Our results are parallel to those reported in other Iberian populations^{18,19}, and present a similar scenario to what was observed following the impacts of the first RHDV outbreaks^{10,12}, with the difference that young rabbits consist of a target population class for RHDV2, compromising the recruitment of new individuals for natural populations.

Our results suggest that the emergence of RHDV2 had severe indirect negative impacts in two endangered endemic apex predators, the Iberian lynx and Spanish Imperial eagle. The near-extinction status of the Iberian lynx prompted the implementation of conservation efforts, which led to a 140% increase of its range and 171% in population size between 2002 and 2010²⁰. Alongside, the recovery of the Spanish Imperial eagle that has been occurring at least since the 1970s²², was disrupted in the period of 1993–1999, following the arrival of RHDV2²². Our results suggest that the Iberian lynx and Spanish Imperial eagle responded to the arrival of RHDV2 with decreased fecundity, which was previously observed after the first outbreak of RHDV in the 1990s²⁴. An alternative hypothesis could be that the reduction of predator fecundity results from a density-dependent regulatory effect²⁵. However, the fact that emergency management actions (i.e. European rabbit restocking operations and activation of supplementary feeding stations) have prompted a significant increase in lynx fecundity in SA in the years of 2014 and 2015 strongly suggests that the observed changes in the reproductive output is in fact the result of the availability of feeding resources. Our model also supports that rabbit abundance remains as the key factor related to Iberian lynx fecundity. This relation is further supported by the fact that, despite the RHDV2-induced declines, some lynx reintroduction areas in Andalusia (Spain) that retained relatively high rabbit densities enabled lynx to maintain reasonably unchanged fecundity levels (M.A. Simón, unpublished data).

If RHDV2 continues to induce the decline of European rabbit populations, a reduction in these apex predators' population size and range is plausible. When RHDV first arrived in the 1980s, the estimated total Iberian lynx population size was ~1100 individuals, with 350 breeding females²⁶. In 2010, just before the RHDV2 outbreak, it consisted of 252 individuals, with 68 breeding females²⁰. This suggests that the impact of RHDV2 on lynx populations might be even higher than that of the classical RHDV. It should also be highlighted that our study area (SA) encompasses the main relict population of this species^{20,27}. Regarding the Spanish Imperial eagle, the recovery in population size and range expansion in recent years allowed the establishment of renewed peripheral nuclei, such as the one at GV²³. These nuclei are particularly fragile, and indeed our results suggest a breeding success decline in these re-established population after the rabbit crash caused by RHDV2. While these impacts may not threaten the short-time survival of this species, they may lead to the local extinction of peripheral nuclei and revert the recent positive demographic and distribution trend of the eagle.

The recovery and re-establishment of apex predator populations contribute not only to their conservation, but also to the restoration of disrupted ecosystem processes^{28,29}, particularly trophic interactions. The main inter-specific relations in Mediterranean mammal and avian trophic webs, and how they could have been affected by RHDV2, are depicted in Fig. 3. Established top-predator populations influence mesopredators directly (through

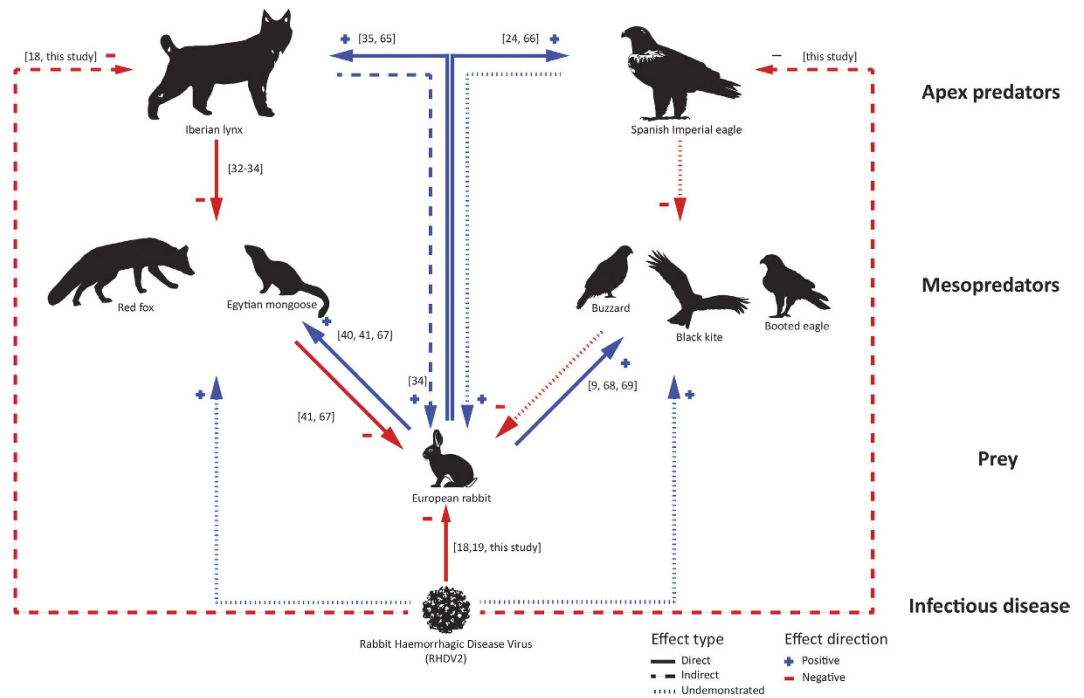


Figure 3. Diagram displaying published and potential interspecific relations between different levels in a vertebrate Mediterranean trophic web based on own data and published literature: Apex predators, mesopredators, prey and infectious disease. Numbers in square brackets correspond to references.

intraguild predation, IGP, and interspecific killing, IK) or indirectly^{28,30}, excluding them from the most beneficial habitats or suppressing their populations³¹, which can have beneficial effects on prey populations²⁸. A wide range of apex and mesopredators in the Iberian Peninsula are active European rabbit consumers⁹. The Iberian lynx enforces top-down control over Iberian mesocarnivores, namely red foxes (*Vulpes vulpes*), Egyptian mongooses (*Herpestes ichneumon*) and common genets (*Genetta genetta*)^{32,33} (Fig. 3), with indirect positive effects for rabbit populations³⁴. Given its strong dependence on European rabbits, Iberian lynxes are unable to shift prey-base^{8,35} and therefore a negative numeric response is expected following rabbit declines, with consequent release of mesocarnivores from top-down control^{28,31}. The more generalist trophic spectra of most Iberian mesocarnivore species^{9,36} enable these species to thrive under low availability of the European rabbit.

Bottom-up forces also play a critical role in shaping the structure of trophic webs³⁷. While in high latitude ecosystems this bottom-up control is driven by natural demographic fluctuations in prey abundance^{38,39}, in the Iberian Mediterranean system it appears to be essentially controlled by disease outbreaks; for example, the first outbreak of RHDV strongly contributed to the contraction of Iberian lynx populations^{11,27}, resulting in the downgrading of Mediterranean ecosystems to a state dominated by simplified mammal communities of generalist species such as foxes and mongooses³⁶. A twisted effect of this simplification of the ecological system is that foxes are able to maintain rabbits under a predator-pit effect^{40,41}, further dampening the ecosystem and preventing its restoration³⁶. Avian raptor guilds also exhibit highly structured communities, where intraguild aggression and predation often occurs^{42,43}. Such interactions are driven by the limitation in the availability of a shared prey and its frequency is size-based^{42,43}. In the Iberian Peninsula, it is likely that the Spanish Imperial eagle enforces top-down regulation of smaller raptors that consume rabbits regularly (i.e. the common buzzard *Buteo buteo*, the booted eagle *Hieraetus pennatus* and the black kite *Milvus migrans*; Fig. 3), as IK has the potential to structure whole raptor assemblages⁴². Therefore, there is a potential for RHDV2-driven disruptive effects in avian guilds, mirroring that of the mammalian community.

Similar examples of ecosystem-wide impacts of infectious diseases are found worldwide in terrestrial trophic webs. In the 1890s a rinderpest pandemic reduced wildebeest and buffalo populations in the Serengeti (Tanzania), and led to a reduction in the overall grazing pressure with consequent increase of larger fires, which suppressed the establishment of tree species. When rinderpest was eradicated in the 1960s, this whole process was reversed: the intense grazing reduced fire frequency, which allowed woodlands to regenerate, with consequent increase in large predators due to an improvement of vegetation cover, and hence, hunting success⁴⁴. Likewise, anthrax (*Bacillus anthracis*) was responsible for over 50% of all herbivore deaths in the Etosha National Park (Namibia) in 1966–74⁴⁵ causing fundamental changes in vegetation structure, and providing large amounts of carcasses that led to changes in the structure of the herbivore-carnivore-scavenger food webs^{6,46}. More recently, in North America, the sylvatic plague (*Yersinia pestis*) steered black-footed ferret (*Mustela nigripes*) populations to the extinction in the wild directly via infection, and indirectly, via depletion of the prairie dog (*Cynomys* spp.)⁴⁷, its staple prey. However, the bottom-up effects driven by this disease were contained in the trophic webs as they

only reached the mesopredator level. These examples illustrate how diseases can precipitate regime shifts in ecological systems, especially if they affect keystone species or guilds⁶.

Our results suggest that, in Mediterranean ecosystems, RHDV2 currently falls into this category, because it affects directly host populations, and indirectly several other species all the way up to the apex predator level, hence playing a key role in shaping ecosystem processes and structure. By controlling the population dynamics of European rabbits, RHDV2 becomes an ecosystem engineer itself and therefore should be included as a functional player in the dynamics of terrestrial Mediterranean trophic webs. The recent emergence of this new variant constrains our data to relatively small time series, which is reflected in a reasonable degree of uncertainty associated with the inference provided by our population growth models. Regardless, the recent history of European rabbit populations suggests that the current extent of RHDV2 is likely to cause important declines in the populations of the highly threatened Iberian lynx and the Spanish Imperial eagle, potentially imperilling the conservation efforts and reversing their recent positive population trends.

Materials and Methods

Study areas. This study was performed in two strategic areas for the conservation of the Spanish Imperial eagle and Iberian lynx populations: the Guadiana Valley region (GV; Portugal; -7.8220°W , 37.7244°N to -7.6490°W , 37.6217°N), and Sierra de Andújar (SA; Spain; -4.25801°W , 38.30136°N to -3.88460°W , 38.12413°N). GV encompasses some of the highest European rabbit densities in Portugal, and currently fosters an Iberian lynx reintroduction program. This area comprises a surface of 17,341 ha in SE Portugal, is partially included in the Guadiana Valley Natural Park, and harbours the SW outmost population of the Spanish Imperial eagle. SA embraces the area occupied by the largest remaining Iberian lynx population and is where RHDV2 was first detected in an Iberian wild rabbit population⁴⁸. It comprises 18,125 ha. This area is partially included in the Cardena y Montoro and Sierra de Andújar Natural parks (SE Spain). Although the Iberian lynx population has expanded since, we only considered its fraction encompassed in the area occupied since the beginning of the study (i.e. 2003), for accurate comparative purposes. Both study areas are included in the Mediterranean basin biodiversity hotspot⁷ and have populations of the Spanish Imperial eagle, although breeding only started in 2007 at GV. The raptor community present at GV is representative of the raptor guild in the Mediterranean region of the IP, including species such as the golden eagle (*Aquila chrysaetos*), Bonelli's eagle (*Hieraetus fasciatus*), booted eagle (*Hieraetus pennatus*), red kite (*Milvus milvus*) and common buzzard (*Buteo buteo*). Likewise, the carnivore community at SA is representative of the mammalian carnivore guild in the Mediterranean region of the IP, including species such as the European wildcat (*Felis silvestris*), red fox (*Vulpes vulpes*), stone marten (*Martes foina*), Eurasian badger (*Meles meles*), common genet (*Genetta genetta*) and Egyptian mongoose (*Herpestes ichneumon*).

Virus isolation and sequencing. From January 2012 to October 2015, liver samples were obtained from rabbit carcasses found in the field, and from rabbits shot by hunters or roadkilled. The RNA extraction and the screening for RHDV strains by PCR amplifications were conducted as described in Lopes *et al.*¹⁷. For PCR-positive samples, the gene encoding the capsid protein VP60 was fully amplified by PCR and sequenced as in Dalton *et al.*⁴⁹. Sequences were aligned in BioEdit version 7.0.9.0⁵⁰ and compared with publicly available sequences including representatives of genogroups 1–6, RHDV2, non-pathogenic and weakly pathogenic strains.

European rabbit population monitoring. The European rabbit populations in SA and GV were monitored using latrine counts along predefined transects⁵¹. Latrine counts are an indirect method frequently used to estimate European rabbit relative abundance across large areas^{52,53}. It is the only feasible method for employment across large spatial scales, and is significantly and monotonically related to rabbit population density⁵⁴. SA was sampled yearly from 2003 to 2015 with constant effort: 187.39 km sampled, corresponding to an effort of 0.77 km/km². GV was sampled in 2004, 2005, 2009, 2010, 2013, 2014 and 2015 with a mean yearly distance sampled of 56.8 ± 9.76 km, corresponding to an average effort of 0.33 ± 0.06 km/km². The number of active latrines was counted along predefined transects, established along trails, and stratified by habitat type. The European rabbit relative abundance was calculated using a kilometric abundance index (KAI) of latrines⁵³. The overall index of annual abundance in the study area was estimated by averaging the KAI over all transects performed that year, which were sampled once a year at the end of European rabbits' breeding season (June–July), corresponding to the period of highest density⁵⁵, before the beginning of the hunting season.

Spanish Imperial eagle: breeding population and fecundity. The apex predator monitored in the GV study area was the Spanish Imperial eagle. The Portuguese Institute for the Conservation of Nature and Forests (ICNF) provided the official data on this species breeding population monitoring and fecundity for the period of 2003–2014²³. Briefly, starting in January, the area was surveyed weekly to locate nests when they were being built. After detection, monitoring activity consisted of recording breeding pairs' behaviour (building nest or incubating), as well as the number of chicks during their development. Monitoring stopped when chicks left the nests. Nest monitoring was performed at a distance ≥ 500 m from the nest to avoid disturbance interference²⁴. Fecundity was defined as the number of chicks per breeding pair.

Iberian lynx: breeding population and fecundity. The apex predator monitored in the SA study area was the Iberian lynx, which was surveyed using camera-trapping methods as described in Gil-Sánchez *et al.*⁵⁶ and Garrote *et al.*⁵⁷. Surveys were carried out yearly in the dry season - May/June to November/December - to maximize cub detection. Camera-trapping stations were placed at the same point in the grid each year, at an approximated density of one station/km² and a mean inter-camera distance of 0.87 ± 0.02 km, and were kept active for a period of 2 to 5 months, depending on efficiency and redundancy of captures. Cameras were baited with lynx urine or with live animals. Each camera trap was visited once a week for troubleshooting and care for live bait. Lynx were individually identified from the photographs using their coat patterns^{56,57}. Given the intensive

monitoring since 2002 and the small population size of Iberian lynx, all adult population is individually identified at SA^{20,56}. Therefore, we were able to estimate the absolute number of territorial females in our study area from camera-trapping records. Breeding dens were not visited after parturition to assess litter size, to avoid disturbing breeding females. Instead, fecundity was assessed yearly by camera trapping through counting the number of kittens that accompanied each adult female after the breeding season. Therefore, our measure of fecundity regards to the number of kittens per territorial female detected during the period of post-weaning dependence. We identified a lynx as territorial if the individual had breeding status, determined through cub detection, and/or if the camera-trapping results supported a non-overlapping intrasexually minimum convex polygon 100 (MCP100)^{56,58}.

No animals were killed or captured for the purpose of this study. All monitoring protocols were purely observational, i.e. did not involve animal capture and manipulation, and were carried out in accordance with the EU directive 2010/63/EU of 22 September 2010 on the protection of animals used for scientific purposes. All protocols were approved by the relevant institution: the Institute for the Conservation of Nature and Forests (ICNE, Portugal) or the Andalusia Ministry of Environment (Consejería de Medio Ambiente de la Junta de Andalucía, Spain).

Data analysis. The study period was divided in two stages: pre-RHDV2, from 2003 to 2010; and RHDV2, from 2010 to 2015. We considered 2011 as the turning year in SA (Spain) and 2012 in GV (Portugal), because these were the years when the virus was first reported in each country^{14,15}. The demographic trajectories of the European rabbit, Iberian lynx and Spanish Imperial eagle were evaluated by estimating the mean population growth for each species in the pre-RHDV2 and RHDV2 stages. We fitted models of stochastic exponential growth rate using the diffusion approximation approach, which allows for missing data in the time series and accounts for process variance arising from stochastic fluctuations^{59,60}. Values of $\lambda = 1$ suggest a stationary population, whereas $\lambda < 1$ and $\lambda > 1$ values indicate declining and increasing population trends, respectively⁶⁰.

Given that the Spanish Imperial eagle breeding population only established in GV in 2007, the reduced amount of data available precluded modelling the relationship between rabbit abundance and eagles' breeding population and fecundity in this study area. Instead, we evaluated if there was an association between the number of breeding pairs and the European rabbit relative abundance using a Spearman rank correlation test.

We evaluated changes in Iberian lynx fecundity associated with both RHDV2 presence and European rabbit abundance. The mean fecundity per territorial female in the pre and RHDV2 arrival periods was compared using the Mann–Whitney U-test⁶¹. We fitted a robust linear regression model⁶² to evaluate the relationship between mean Iberian lynx fecundity at year t and the mean rabbit abundance (at year $t-1$). The robust linear regression is not sensitive to outliers in the response variable as it uses MM-estimation⁶². This regression was implemented using the package *robustbase* v0.92-5⁶³ in R software⁶⁴. Data are presented as mean \pm SE and ranges (in square brackets) consist of 95% confidence intervals, unless explicitly stated otherwise.

References

- Power, M. E. *et al.* Challenges in the quest for keystones. *BioScience* **46**, 609–620 (1996).
- Crowl, T. A., Crist, T. O., Parmenter, R. R., Belovsky, G. & Lugo, A. E. The spread of invasive species and infectious disease as drivers of ecosystem change. *Front. Ecol. Environ.* **6**, 238–246 (2008).
- Smith, K. F., Sax, D. F. & Lafferty, K. D. Evidence for the role of infectious disease in species extinction and endangerment. *Conserv. Biol.* **20**, 1349–1357 (2006).
- Selakovic, S., de Ruiter, P. C. & Heesterbeek, H. Infectious disease agents mediate interaction in food webs and ecosystems. *P. Roy. Soc. B-Biol. Sci.* **281**, 20132709 (2014).
- Delibes-Mateos, M., Smith, A. T., Slobodchikoff, C. N. & Swenson, J. E. The paradox of keystone species persecuted as pests: a call for the conservation of abundant small mammals in their native range. *Biol. Conserv.* **144**, 1335–1346 (2011).
- Getz, W. M. Disease and the dynamics of foodwebs. *PLoS Biol* **7**, e1000209 (2009).
- Pascual, L. L., Luigi, M., Alessandra, F., Emilio, B. & Luigi, B. Hotspots of species richness, threat and endemism for terrestrial vertebrates in SW Europe. *Acta Oecol.* **37**, 399–412 (2011).
- Ferrer, M. & Negro, J. J. The near extinction of two large European predators: super specialists pay a price. *Conserv. Biol.* **18**, 344–349 (2004).
- Delibes-Mateos, M., Delibes, M., Ferreras, P. & Villafuerte, R. Key role of European rabbits in the conservation of the Western Mediterranean Basin Hotspot. *Conserv. Biol.* **22**, 1106–1117 (2008).
- Delibes-Mateos, M., Ferreras, P. & Villafuerte, R. European rabbit population trends and associated factors: a review of the situation in the Iberian Peninsula. *Mammal Rev.* **39**, 124–140 (2009).
- Cabezas-Díaz, S., Lozano, J. & Virgós, E. In Handbook of Nature Conservation: Global, Environmental and Economic Issue (ed. Aronoff, J. B.), 283–310 (Nova Science Publishers, 2009).
- Villafuerte, R., Calvete, C., Gortázar, C. & Moreno, S. First epizootic of rabbit hemorrhagic disease in free living populations of *Oryctolagus cuniculus* at Doñana National Park, Spain. *J. Wildlife Dis.* **30**, 176–179 (1994).
- Calvete, C. Modeling the effect of population dynamics on the impact of rabbit hemorrhagic disease. *Conserv. Biol.* **20**, 1232–1241 (2006).
- Dalton, K. P. *et al.* Variant rabbit hemorrhagic disease virus in young rabbits, Spain. *Emerg. Infect. Dis.* **18**, 2009–2012 (2012).
- Abrantes, J. *et al.* New variant of rabbit hemorrhagic disease virus, Portugal, 2012–2013. *Emerg. Infect. Dis.* **19**, 1900–1902 (2013).
- Calvete, C., Sarto, P., Calvo, A. J., Monroy, F. & Calvo, J. H. Could the new rabbit haemorrhagic disease virus variant (RHDVb) be fully replacing classical RHD strains in the Iberian Peninsula? *World Rabbit Sci.* **22**, 91–91 (2014).
- Lopes, A. M. *et al.* Is the New Variant RHDV Replacing Genogroup 1 in Portuguese Wild Rabbit Populations? *Viruses* **7**, 27–36 (2015).
- Delibes-Mateos, M., Ferreira, C., Carro, F., Escudero, M. A. & Gortázar, C. Ecosystem effects of variant rabbit hemorrhagic disease virus, Iberian Peninsula. *Emerg. Infect. Dis.* **20**, 2166 (2014).
- Guerrero-Casado, J., Carpio, A. J. & Tortosa, F. S. Recent negative trends of wild rabbit populations in southern Spain after the arrival of the new variant of the rabbit hemorrhagic disease virus RHDV2. *Mamm. Biol.* (in press).
- Simón, M. A. *et al.* Reverse of the Decline of the Endangered Iberian Lynx. *Conserv. Biol.* **26**, 731–736 (2012).
- Cabral, M. J. *et al.* *Livro Vermelho dos Vertebrados de Portugal* Second edition (Instituto da Conservação da Natureza/Assisio Alvim, 2005).
- Ortega, E. *et al.* A demographic description of the recovery of the vulnerable Spanish imperial eagle *Aquila adalberti*. *Oryx* **43**, 113–121 (2009).
- Nunes, M. Situação da águia-imperial em Portugal - Época de 2014. *Unpublished internal report* (ICNE, 2014).

24. Margalida, A. *et al.* A long-term large-scale study of the breeding biology of the Spanish imperial eagle (*Aquila adalberti*). *J. Ornithol.* **148**, 309–322 (2007).
25. Sinclair, A. R. E. & Roger P. Pech. Density dependence, stochasticity, compensation and predator regulation. *Oikos*. **75**, 164–173 (1996).
26. Rodríguez, A. & Delibes, M. Current range and status of the Iberian lynx *Felis pardina* Temminck, 1824 in Spain. *Biol. Conserv.* **61**, 189–196 (1992).
27. Ferreras, P., Rodríguez, A., Palomares, F. & Delibes, M. *In Biology and Conservation of Wild Felids* (eds Loveridge, A., Macdonald, D. W. & Loveridge, A. J.) 511–524 (Oxford University Press, 2014).
28. Estes, J. A. *et al.* Trophic downgrading of planet Earth. *Science* **333**, 301–306 (2011).
29. Ritchie, E. G. *et al.* Ecosystem restoration with teeth: what role for predators? *Trends Ecol. Evol.* **27**, 265–271 (2012).
30. Laundré, J. W., Hernandez, L. & Ripple, W. J. The landscape of fear: ecological implications of being afraid. *Open Ecol. J.* **3**, 1–7 (2010).
31. Ritchie, E. G. & Johnson, C. N. Predator interactions, mesopredator release and biodiversity conservation. *Ecol. Lett.* **12**, 982–998 (2009).
32. Palomares, F., Ferreras, P., Fedriani, J. M. & Delibes, M. Spatial relationships between Iberian lynx and other carnivores in an area of south-western Spain. *J. Appl. Ecol.* **33**, 5–13 (1996).
33. Fedriani, J. M., Palomares, F. & Delibes, M. Niche relations among three sympatric Mediterranean carnivores. *Oecologia* **121**, 138–148 (1999).
34. Palomares, F., Gaona, P., Ferreras, P. & Delibes, M. Positive effects on game species of top predators by controlling smaller predator populations: an example with lynx, mongooses, and rabbits. *Conserv. Biol.* **9**, 295–305 (1995).
35. Aldama, J. J., Beltran, J. F. & Delibes, M. Energy expenditure and prey requirements of free-ranging Iberian lynx in southwestern Spain. *J. Wildlife Manage.* **55**, 635–641 (1991).
36. Ferreras, P., Travaini, A., Zapata, S. C. & Delibes, M. Short-term responses of mammalian carnivores to a sudden collapse of rabbits in Mediterranean Spain. *Basic Appl. Ecol.* **12**, 116–124 (2011).
37. Elmhagen, B. & Rushton, S. P. Trophic control of mesopredators in terrestrial ecosystems: top-down or bottom-up? *Ecol. Lett.* **10**, 197–206 (2007).
38. Gilg, O., Hanski, I. & Sittler, B. Cyclic dynamics in a simple vertebrate predator-prey community. *Science* **302**, 866–868 (2003).
39. O'Donoghue, M., Boutin, S., Krebs, C. J. & Hofer, E. J. Numerical responses of coyotes and lynx to the snowshoe hare cycle. *Oikos* **80**, 150–162 (1997).
40. Delibes-Mateos, M., Fernández-de-Simón, J., Villafuerte, R. & Ferreras, P. Feeding responses of the red fox (*Vulpes vulpes*) to different wild rabbit (*Oryctolagus cuniculus*) densities: a regional approach. *Eur. J. Wildlife Res.* **54**, 71–78 (2008).
41. Fernández-de-Simón, F. *et al.* Can widespread generalist predators affect keystone prey? A case study with red foxes and European rabbits in their native range. *Popul. Ecol.* **57**, 591–599 (2015).
42. Sergio, F. & Hiraldo, F. Intraguild predation in raptor assemblages: a review. *Ibis* **150**, 132–145 (2008).
43. Lourenço, R., Santos, S. M., Rabaça, J. E. & Penteriani, V. Superpredation patterns in four large European raptors. *Popul. Ecol.* **53**, 175–185 (2011).
44. Dobson, A. Food-web structure and ecosystem services: insights from the Serengeti. *Philos. T. R. Soc. B.* **364**, 1665–1682 (2009).
45. Ebedes, H. *In Wildlife diseases* (ed. Page, L. A.) 519–526 (Springer US, 1976).
46. Prins, H. H. & Van Der Jeugd, H. P. Herbivore population crashes and woodland structure in East Africa. *J. Ecol.* **81**, 305–314 (1993).
47. Clark, T. W. Conservation Biology of the Black-footed Ferret *Mustela nigripes*. *Wildlife Preservation Trust Special Scientific Report No. 3* (Wildlife Preservation Trust International, 1989).
48. Lopes, A. M. *et al.* Full genomic analysis of new variant Rabbit Hemorrhagic Disease Virus (RHDVb) revealed multiple recombination events. *J. Gen. Virol.* **96**, 1309–1319 (2015).
49. Dalton, K. P. *et al.* Complete genome sequence of two rabbit hemorrhagic disease virus variant b isolates detected on the Iberian Peninsula. *Arch. Virol.* **160**, 877–881 (2015).
50. Hall, T. A. BioEdit: a user-friendly biological sequence alignment editor and analysis program for Windows 95/98/NT. *Nucl. Acids S.* **41**, 95–98 (1999).
51. Virgós, E., Cabezas-Díaz, S., Lozano, J., Malo, A. & López-Huertas, D. L. Factors shaping European rabbit (*Oryctolagus cuniculus*) abundance in continuous and fragmented populations of central Spain. *Acta Theriol.* **48**, 113–122 (2003).
52. Beja, P., Pais, M. & Palma, L. Rabbit *Oryctolagus cuniculus* habitats in Mediterranean scrubland: the role of scrub structure and composition. *Wildlife Biol.* **13**, 28–37 (2007).
53. Calvete, C., Pelayo, E. & Sampietro, J. Habitat factors related to wild rabbit population trends after the initial impact of rabbit haemorrhagic disease. *Wildlife Res.* **33**, 467–474 (2006).
54. Fernandez-de-Simón, J. *et al.* Towards a standardized index of European rabbit abundance in Iberian Mediterranean habitats. *Eur. J. Wildlife Res.* **57**, 1091–1100 (2011).
55. Gonçalves, H., Alves, P. C. & Rocha, A. Seasonal variation on the reproductive activity of the wild rabbit (*Oryctolagus cuniculus algirus*) in a Mediterranean ecosystem. *Wildlife Res.* **29**, 165–173 (2002).
56. Gil-Sánchez, J. M. *et al.* The use of camera trapping for estimating Iberian lynx (*Lynx pardinus*) home ranges. *Eur. J. Wildlife Res.* **57**, 1203–1211 (2011).
57. Garrote, G. *et al.* The effect of attractant lures in camera trapping: a case study of population estimates for the Iberian lynx (*Lynx pardinus*). *Eur. J. Wildlife Res.* **58**, 881–884 (2012).
58. Ferreras, P., Beltrán, J. F., Aldama, J. J. & Delibes, M. Spatial organization and land tenure system of the endangered Iberian lynx (*Lynx pardinus*). *J. Zool.* **243**, 163–189 (1997).
59. Dennis, B., Ponciano, J. M., Lele, S. R., Taper, M. L. & Staples, D. F. Estimating density dependence, process noise, and observation error. *Ecol. Monogr.* **76**, 323–341 (2006).
60. Mills, L. S. *Conservation of Wildlife Populations: Demography, Genetics, and Management* (John Wiley & Sons, 2013).
61. Crawley, M. J. *The R book* Second edition (John Wiley & Sons, 2013).
62. Maronna, R. A. R. D., Martin, D. & Yohai, V. *Robust Statistics* (John Wiley & Sons, 2006).
63. Rousseeuw, P. *et al.* Robustbase: Basic Robust Statistics. R package version 0.92-5. Available at: <http://CRAN.R-project.org/package=robustbase>. Last accessed 15 November 2015 (2015).
64. R Core Team. *R: A language and environment for statistical computing*. URL: <http://www.R-project.org/> (R Foundation for Statistical Computing, 2015).
65. Palomares, F., Delibes, M., Revilla, E., Calzada, J. & Fedriani, J. M. Spatial ecology of Iberian lynx and abundance of European rabbits in southwestern Spain. *Wildlife Monogr.* **148**, 1–36 (2001).
66. Fernández, M., Oria, J., Sánchez, R., Gonzalez, L. M. & Margalida, A. Space use of adult Spanish imperial eagles *Aquila adalberti*. *Acta Ornithol.* **44**, 17–26 (2009).
67. Palomares, F. Opportunistic feeding of the Egyptian mongoose, *Herpotes ichneumon*, (L.) in Southwestern Spain. *Rev. Ecol.* **48**, 295–304 (1993).
68. Viñuela, J. & Veiga, J. P. Importance of rabbits in the diet and reproductive success of Black Kites in southwestern Spain. *Ornis Scand.* **23**, 132–138 (1992).
69. Casado, E., Suárez-Seoane, S., Lamelin, J. & Ferrer, M. The regulation of brood reduction in Booted Eagles *Hieraaetus pennatus* through habitat heterogeneity. *Ibis* **150**, 788–798 (2008).

Acknowledgements

Fieldwork data collection for this study was supported by the “Recovery of the Iberian lynx populations in Andalusia” (LIFENAT 02/E/8609), “Conservation and Reintroduction of the Iberian Lynx in Andalusia” (LIFENAT 06/E/209), and “Iberlince - Recovering the historic distribution range of the Iberian lynx (*Lynx pardinus*) in Spain and Portugal” (LIFE10 NAT/ES/000570/IBERLINC) projects. Genetic analyses were supported by the project “SOS Coelho”, funded by the Portuguese fund for the Conservation of Nature and Biodiversity. We are grateful for the assistance received during fieldwork from several collaborators. Two anonymous reviewers provided helpful comments. During the course of this work P. Monterroso and P. J. Esteves enjoyed a postdoctoral fellowship by the project “Genomics Applied to Genetic Resources” cofinanced by North Portugal Regional Operational Programme 2007/2013 (ON.2 – O Novo Norte), under the National Strategic Reference Framework (NSRF), through the European Regional Development Fund (ERDF), and another funded by FEDER funds through the Operational Programme for Competitiveness Factors - COMPETE and by National Funds through FCT - Foundation for Science and Technology under the UID/BIA/50027/2013 and POCI-01-0145-FEDER-006821. The Portuguese Foundation for Science and Technology (FCT) supported the FCT Investigator grant of Joana Abrantes (ref.: IF/01396/2013) and the doctoral grant of Ana M. Lopes (ref.: SFRH/BD/78738/2011).

Author Contributions

P.M., P.J.E., J.A., P.C.A. and M.D.-M. conceptualized the work. P.M., A.S., E.S., E.M., J.C. and IV collected and organized the field data on European rabbit from Portugal. G.G., F.S. and R.P.-A. collected and organized the field data on European rabbit and Iberian lynx from Spain. A.M.L., M.J.M., P.J.E. and J.A. performed the genetic RHDV genotyping. P.M. analyzed the data. P.M., M.D.-M. and J.A. wrote the first draft of the manuscript. M.D.-M., L.S.M., M.A.S. and P.C.A. aided in the interpretation of the results and contributed in revising and editing the manuscript. All authors contributed substantially to revisions.

Additional Information

Competing financial interests: The authors declare no competing financial interests.

How to cite this article: Monterroso, P. *et al.* Disease-mediated bottom-up regulation: An emergent virus affects a keystone prey, and alters the dynamics of trophic webs. *Sci. Rep.* **6**, 36072; doi: 10.1038/srep36072 (2016).

Publisher's note: Springer Nature remains neutral with regard to jurisdictional claims in published maps and institutional affiliations.



This work is licensed under a Creative Commons Attribution 4.0 International License. The images or other third party material in this article are included in the article's Creative Commons license, unless indicated otherwise in the credit line; if the material is not included under the Creative Commons license, users will need to obtain permission from the license holder to reproduce the material. To view a copy of this license, visit <http://creativecommons.org/licenses/by/4.0/>

© The Author(s) 2016